

GROWING GIANT PUMPKINS

DAN CARLSON



MARC PETERSEN



HOWARD DILL

WORLD RECORD HOLDER 1979 THRU 1982



WORLD RECORDS

1981	493.5	HOWARD DILL
1983	612	NORM GALLAGHER
1984	671	ROBERT GANCARZ
1989	755	GORDEN THOMSON
1990	816.5	ED GANCARZ
1992	827	JOEL HOLLAND
1993	884	DONALD BLACK
1994	990	HERMAN BAX
1995	1061	NATHAN & PAULA ZEHR
1998	1092	GARY BURKE
1999	1131	GERRY CHECKON
2000	1140	DAVE STELTS
2001	1262	GENEVA EMMONS
2002	1337.6	CHARLIE HOUGHTON
2003	1385	STEVE DALETAS
2004	1446	AL EATON
2005	1469	LARRY CHECKON
2006	1502	RON WALLACE
2007	1689	JOE JUTRAS

COMMONLY ASKED QUESTIONS

HOW MANY SEEDS DID IT TAKE TO GROW THE PUMPKIN?

HOW MANY YEARS DID IT TAKE TO GROW THE PUMPKIN?

YOU MUST HAVE USED A LOT OF CHEMICAL FERTILIZERS?

HOW MUCH STEROIDS DO YOU USE?

DO YOU INJECT WITH MILK?

DO YOU PUT THE VINE TIPS IN SUGAR WATER?

DO YOU ROLL YOUR PUMPKINS TO KEEP THEM ROUND?

FALL PREP

(SOIL PREP)

ADDITION OF ORGANIC MATERIAL



MANURE

2-4 INCHES COVERS THE PATCH



**KEEPING YOUR PLANT COOL
USING A MISTING SYSTEM**



ANIMAL DAMAGE

VINE DAMAGE



PUMPKIN DAMAGE



FIRST LINE OF DEFENCE

FENCE AROUND PATCH



COVERING THE PUMPKINS



**LAYING OUT YOUR PLANT
CHRISTMAS TREE STYLE**



**FIRST FEMALE
12 - 15 FEET FROM STUMP**



OPEN FEMALE ON POLLENATION DAY



PUMPKIN PROTECTION

- ➔ PROTECTING THE BOTTOM OF PUMPKIN
 - FROM MOISTURE
 - FROM MICE
- ➔ PROTECTING THE PUMPKIN'S EXTERIOR
 - FROM RAIN
 - FROM RABBITS, SQUIRRELS ECT..
 - FROM THE SUN

PROTECTING THE PUMPKIN'S EXTERIOR AND BOTTOM OF PUMPKIN



WHITE SHEET TO COVER PUMPKIN
SAND OR MILL FABRIC UNDER PUMPKIN

PROTECTING THE PUMPKIN FROM MOISTURE AND SUN



TARP & POST'S USED TO CREATE TENT OVER THE PUMPKIN

DATE / DAY	SIDE TO SIDE	FRONT TO BACK	CIR.	TOTAL WEIGHT	WEIGHT GAIN PAST 5 DAYS	AVG. PER 24 HOURS
10/20/08 / 10			25.5			



ESTIMATING WEIGHT

Circumference:
To measure the circumference use a measuring tape and measure from the pumpkin's stem to the blossom end and back to the stem.

Over the Top:
Measure from the ground directly below the stem, over the pumpkin, to the ground directly below the blossom end.

Side to Side:
Now measure perpendicular to the stem and the blossom end. At the widest part of the pumpkin measure from the ground on one side, over the pumpkin, to the ground on the other side. When taking this measurement it is important to make sure the tape is perpendicular.

Add the three measurements and find your total and estimated weight on the Over-the-Top chart.

Over the top, side to side

Circumference, parallel to the ground

Over the top, stem to blossom end

Take the circumference measurement only and find your weight on the Circumference Chart.

DATE / DAY	SIDE TO SIDE	FRONT TO BACK	CIR.	TOTAL	WEXOFF	WEIGHT GREEN PAST 5 DAYS	AVG. PER 24 HOURS
01/02/2006 / 10			25.5				
/15	35	35	50	120	45.6		
/20	49	49	76.5	174.5	123	77.4	15.48

INSECTS & THERE CONTROL

(BAYER TREE & SHRUB)

VINE BORE
(SCIMITAR)
(TALSTAR) → ACTIVE INGREDIENT
Cyhalothrin, lambda

APHIDS
(SEVIN)

CUCUMBER BEETLES
(SEVIN)


(MERIT)

DATE / DAY	SIDE TO SIDE	FRONT TO BACK	CIR.	TOTAL	WEXOFF	WEIGHT GREEN PAST 5 DAYS	AVG. PER 24 HOURS
01/02/2006 / 10			25.5				
/15	35	35	50	120	45.6		
/20	49	49	76.5	174.5	123	77.4	15.48


SUPPORTING THE VINE AND SETTING THE VINE TO PUMPKIN RELATIONSHIP

DATE / DAY	SIDE TO SIDE	FRONT TO BACK	CIR.	TOTAL	WEXOFF	WEIGHT GREEN PAST 5 DAYS	AVG. PER 24 HOURS
01/02/2006 / 10			25.5				
/15	35	35	50	120	45.6		
/20	49	49	76.5	174.5	123	77.4	15.48
/25	61	61	90	221	237	114	22.80

DATE / DAY	SIDE TO SIDE	FRONT TO BACK	CIR.	TOTAL	HEIGHT	WEIGHT GREEN PAST 5 DAYS	AVG. PER 24 HOURS
01/02/06 / 10			25.5				
1/15	35	35	50	120	45.6		
1/20	40	40	76.5	174.5	123	77.4	15.48
1/25	61	61	99	221	237	114	22.80
1/30	73.5	73	121	297.5	409.5	172.5	34.50



DATE / DAY	SIDE TO SIDE	FRONT TO BACK	CIR.	TOTAL	HEIGHT	WEIGHT GREEN PAST 5 DAYS	AVG. PER 24 HOURS
01/02/06 / 10			25.5				
1/15	35	35	50	120	45.6		
1/20	40	40	76.5	174.5	123	77.4	15.48
1/25	61	61	99	221	237	114	22.80
1/30	73.5	73	121	297.5	409.5	172.5	34.50
1/31	82	79.5	136	357.5	507.5	145	29.60




PUMPKIN DEFECTS:

- ➔ BLOSSOM END SPLIT
- ➔ STEM SPLIT
- ➔ DILL RING

BLOSSOM END SPLIT


99% FATAL



RAPID GROWTH CAUSES THE BLOSSOM TO SPLIT

STEM SPLIT


30% FATAL



RAPID GROWTH CAN ALSO CAUSES THE STEM TO SPLIT

DILL RING

50% FATAL



INTERNAL SPLIT

DATE / DAY	SIDE TO SIDE	FRONT TO BACK	CIR.	TOTAL	WEIGHT	WEIGHT GAIN PAST 5 DAYS	AVG. PER 24 HOURS
07/02/06 / 10			25.5				
/15	35	35	50	120	45.6		
/20	49	49	76.5	174.5	123	77.4	15.48
/25	61	61	99	221	237	114	22.80
/28	73.5	73	121	267.5	408.5	172.5	34.50
/35	82	79.5	136	297.5	557.5	148	29.60
/40	88.5	85.5	149	323	710	152.5	30.50

STEM SPLIT?

DATE / DAY	SIDE TO SIDE	FRONT TO BACK	CIR.	TOTAL	WEIGHT	WEIGHT GAIN PAST 5 DAYS	AVG. PER 24 HOURS
07/02/06 / 10			25.5				
/15	35	35	50	120	45.6		
/20	49	49	76.5	174.5	123	77.4	15.48
/25	61	61	99	221	237	114	22.80
/30	73.5	73	121	267.5	408.5	172.5	34.50
/35	82	79.5	136	297.5	557.5	148	29.60
/40	88.5	85.5	149	323	710	152.5	30.50
/45	92.5	90.5	159.5	342.5	840	130	28.00

DATE / DAY	SIDE TO SIDE	FRONT TO BACK	CIR.	TOTAL	WEIGHT	WEIGHT GAIN PAST 5 DAYS	AVG. PER 24 HOURS
07/02/06 / 10			25.5				
/15	35	35	50	120	45.6		
/20	49	49	76.5	174.5	123	77.4	15.48
/25	61	61	99	221	237	114	22.80
/30	73.5	73	121	267.5	408.5	172.5	34.50
/35	82	79.5	136	297.5	557.5	148	29.60
/40	88.5	85.5	149	323	710	152.5	30.50
/45	92.5	90.5	159.5	342.5	840	130	28.00
/50	96	97	168.5	361.5	962	142	28.40

DATE / DAY	SIDE TO SIDE	FRONT TO BACK	CIR.	TOTAL	WEIGHT	WEIGHT GAIN PAST 5 DAYS	AVG. PER 24 HOURS
07/02/06 / 10			25.5				
/15	35	35	50	120	45.6		
/20	49	49	76.5	174.5	123	77.4	15.48
/25	61	61	99	221	237	114	22.80
/30	73.5	73	121	267.5	408.5	172.5	34.50
/35	82	79.5	136	297.5	557.5	148	29.60
/40	88.5	85.5	149	323	710	152.5	30.50
/45	92.5	90.5	159.5	342.5	840	130	28.00
/50	96	97	168.5	361.5	962	142	28.40
/55	100.5	100.5	177	378	1130	148	29.60

AT LAST...LOADING DAY

DATE / DAY	SEED TO SEED	FRONT TO BACK	CIR.	TOTAL	WEIGHT	WEIGHT GAIN PAST 5 DAYS	AVG. PER 24 HOURS
8/10/2008 / 10			25.5				
1/15	35	35	50	120	45.5		
2/20	40	40	76.5	174.5	123	77.4	15.48
3/25	61	61	99	221	237	114	22.80
4/28	73.5	73	121	267.5	405.5	172.5	34.50
5/30	82	79.5	136	297.5	557.5	148	29.60
6/30	88.5	88.5	149	323	710	182.5	30.50
7/26	88.5	88.5	159.5	342.5	940	130	26.00
8/19	96	97	168.5	321.5	982	142	28.40
9/15	100.5	100.5	177	378	1130	148	29.60
10/1	104	102.5	181.5	388	1221	91	18.20

FUN WITH THE MEDIA

SEED REMOVAL

PUMPKIN CARVINGS



The information on giant pumpkin growing is vast and has many forms. Listed below are some of the websites, books, etc that are available.

One of the best websites for one-on-one grower interaction, questions, chatting is www.bigpumpkins.com

For genetic information, pumpkin, seed, histories, family trees, is the aggc website, this carries a yearly site fee.

<http://www.aggc.org>

another website is <http://www.briansinsanity.com/index1.html>

Books are:

"How to Grow Giant Pumpkins", volumes 1, 2 and 3 pretty much cover everything you need to know. Author Don Langevin

On the humorous side there is "Pumpkins are Orange", very entertaining book. Author Jack Breckenridge

Any questions or seed requests please contact us, we are always willing to help.

We can be reached at the following

Dan Carlson: pumpkinpack@mchsl.com
Marc Petersen: pamarcole@msn.com

The text is left-aligned and set against a background that transitions from a light purple at the top to a light yellow at the bottom.